

19TH WIKF European Championships

ROTTERDAM 2016



28th of September till
3rd of October



TABLE OF CONTENTS



Introduction	3
Preface by the WIKF World Chief Instructor	4
Preface by the WIKF President from the Netherlands	5
Netherlands & Rotterdam	6
General Information	6
Discover Rotterdam	9
Accommodation	13
Headquarter Hotel	13
Novotel Schiedam	15
Ibis Vlaardingen	18
Van der Valk Ridderkerk	19
Hotel prices and booking conditions	20
The Venue	23
Championships Venue	23
Connectivity plan	25
The Event	31
Age & weight categories	31
Compulsory Katas	32
Tanto Dori Rules Seniors	33
Tanto Dori Rules Cadets / Juniors	34
Competition Rules & Regulations	35
Protection and dress	38
Participation Fees & Payments	39
Registration of the participants & delegations	41
Initial Schedule / Programme	42
Coach & General Information	43
Sponsors	45

INTRODUCTION



This brochure serves as your formal invitation to participate in the 19th WIKF European Championships to be held in the Netherlands from the 27th of September to the 3rd of October 2016.

The WIKF European Championships is hosted by the Wado International Karate-do Federation Netherlands (WIKF) in cooperation with the Dutch National Karate-do Association (KBN), governing body for WKF karate in the Netherlands.



This document aims to provide you with all the information you require, in order that you, your contestants, related families and friends have a successful tournament and an enjoyable stay here in the Netherlands.

Contact Details:

Website:

www.wikf.nl

Email:

michel@wikf.nl

Organisation Committee:

Tournament Director(s):

Wil and Diana van Daalen

Tournament Organization Committee:

Ronald & Lonneke Meijer (National Karate Federation)

Tournament Treasurer:

Michel van IJendoorn

Chief Referee:

Kjell Jacobsen (WIKF) / Con Voermans (KBN)

Preface by the WIKF World Chief Instructor



Dear WIKF Family

I would like to take this opportunity to thank Mr. Michel Van IJzendoorn President of WIKF Holland, Mr. & Mrs. Van Daalen and all of our WIKF Holland Committee members for their help in organising our 19th European Championships and also to thank Mr. Ronald Meijer from the Dutch Karate Federation (KBN).

I have seen and known from past experiences what hard work organising these Championships involves. Without the help of all tournament officials (all are volunteers) it would be impossible to organise this event, so a big thank you from WIKF! Also a big thank you to all the referees who I know are sometimes taken for granted during these events, but without their hard work the tournament would not take place, so please show them respect during this event.

I wish all participants every success in this competition, I've known again from my past experience what hard work and dedication it involves to compete at this level, but it's not all about winning: it is taking part and doing one's best; showing good sportsmanship with the true spirit of WIKF and remembering Sensei wishes that we are all one family, competing hard, then being friendly to each other.

Good luck to you all!

Jon Wicks 8th Dan World Chief Instructor

Preface by the WIKF President of the Netherlands



Dear friends of Karate,

On behalf of the Wado International Karate-Do Federation of the Netherlands, it's my pleasure to invite all European WIKF members to the European Championships in Rotterdam, which will be held from the 27th of September till the 3rd of October 2016.

For the second time the European Championships are held in the Netherlands.

It's important to demonstrate the attractiveness of karate and we all must continuously promote our sport. Therefore, it is important that all participants attend the opening ceremony and the finals session as well.

The WIKF in the Netherlands is proud to host these European Championships and our organizing committee will do its utmost to offer the best facilities in order to make this a successful, sportive and memorable event.

I am looking forward to meet you all in Rotterdam.

Yours sincerely,

Michel van IJzendoorn
President of WIKF in the Netherlands.

NETHERLANDS & ROTTERDAM



General Information

Rotterdam is quick and easy to reach, whether by plane, private vehicle or train. We have gathered some useful and interesting information about Holland which we thought might be useful for planning your trip or getting to know our small but beautiful country.

Besides general information you can find some itineraries for daytrips at the website <http://www.holland.com/global/tourism/holland-information.htm>. Also it is possible to download a free Visit Holland App. Here you will find a short introduction and, of course, the link to the app store. <http://www.holland.com/global/tourism/holland-information/holland-apps.htm>

Insurance

No insurance is concluded for the participants (athletes, coaches, umpires, assistants, members of the delegations, visitors, etc.) at the 19th WIKF European Championships. We draw explicit attention to the fact that all participants and members of the individual delegations have to take out their own personal insurance (liability insurance, health insurance, travel insurance etc.) The organisation committee will not assume any corresponding costs and rejects any form of liability.

Currency

The Dutch currency is Euro. Foreign currencies can be exchanged at the airport, in banks and as well in foreign currency exchange offices which can be found in the main city. Banks are usually open from 9 am to 5 pm from Monday to Friday.

Passports / Visa

Every traveler must have a valid passport. EU or EFTA citizens must present valid personal identification, an ID card or a passport. Citizens of the following countries must apply for a visa: Armenia, Azerbaijan, Belarus, Georgia, Moldova, Russia, Turkey, Ukraine. Please note that visa, transit and entry requirements vary from country to country, and can change with little or no notice. The resources listed on this page are intended as a guide, but please refer to the relevant embassy or consulate of all the countries on your itinerary as well as your destination country for the most up-to-date information. It is the responsibility of the traveler to obtain a visa and complete with all requirements and WIKF NL shall accept no liability for any guarantees and/or other necessary procedures.

Rotterdam "Oude Haven"



NETHERLANDS & ROTTERDAM



Electricity

The voltage on outlets in Holland is 220 volts. Hotels may also have a 110-volt or 120-volt outlet for shavers. Travelers are advised to bring along a power converter and an adapter for round two-prong plugs with side grounding contacts.

Water

The tap water in Holland is of an excellent quality and you can drink from any tap, unless explicitly stated otherwise. Bottled water is available at all supermarkets, snack bars and kiosks.

Weights & Measures

Holland uses the metric system and, therefore, uses meters as its measurement for length, liters for liquids and kilos for weight. This is different from countries that use the Imperial System. The conversions between these two systems are:

Kilometers & miles

1 mile = 1.609 kilometers

1 kilometer = 0.621 miles

Liters & gallons

1 gallon = 4.546 liters

1 liter = 0.220 gallons

Kilos & pounds

1 pound = 0.453 kilos

1 kilo = 2.204 pounds



Rotterdam

Mobile Calling

When in Holland, you may use the Dutch network with your own mobile telephone. The costs for mobile telephone calls depend on your own service provider. You can also buy a prepaid phone card. These cards are available at various prices at supermarkets, post offices, gas stations, tobacconists and phone shops.

International Dialing Codes

If you want to call a telephone number in Holland from abroad, dial +31 first, followed by the area code (without the first 0), and the local number. If you want to call a number in another country from Holland, dial the country code.

Important area codes are:

- Amsterdam (0)20
- Rotterdam (0)10

NETHERLANDS & ROTTERDAM



- Utrecht (0)30
- The Hague (0)70
- Maastricht (0)43

Emergency Numbers

Emergency services (police, fire services and ambulance): 112

Police (non-emergencies): 0900 - 8844

Internet

Holland has numerous places where you can use a computer with internet access, including internet cafés, libraries and almost any hotel. Nowadays many restaurants, lunch rooms, coffee shops and cafes also offer free WIFI-services.

Post Offices

Most post offices are open from Monday to Friday between 9 a.m. and 5 p.m. Only the major post offices are open on Saturdays. Services offered by the post office include sending letters and packages, buying stamps, postcards, stationery, telephone cards and public transport cards, and withdrawing cash from an ATM.

International mail may be deposited in any mailbox, provided the item weighs less than two kilograms. If the parcel weighs more, you will have to send it from a post office.

Weather & Climate in September / October.

The average temperature in September in the Netherlands is 14.5 degrees. The climate normally is moderate with no excessive heat, cold or humidity.

Public transport.

Do you want to discover the Netherlands? That can be done easily, by using the train, bus, metro or tram. Most bus stations can be found right next to the train station or near the city centre. Apart from trams, busses and metros, Rotterdam has a unique public transport system to discover the city. Travelling on water is of course indispensable in the biggest harbour of the Netherlands.

9292 is a daily source of travel information for public transport for all kinds of passengers. All information from all transport companies is brought together in a user-friendly way, see website: www.9292.nl/en/.

With the app, simply called 9292, planning your trip from A to B will be even faster. Personal preferences can be saved and the lay-out has been made more user friendly. You can create your My 9292 profile.

NETHERLANDS & ROTTERDAM



Discover Rotterdam

Rotterdam is a city of many faces: a tough port city, a trendy nightlife city, a sophisticated shopping city, and a hip artistic city. Above all, Rotterdam is the architecture city of Holland that stimulates innovation. Its skyline is always changing. There are many things to do amid Rotterdam's skyscrapers. You can go on a shopping spree, enjoy some excellent food, and visit a range of museums and attractions in and around the city centre.

Apart from trams, busses and metros, Rotterdam has a unique public transport system to discover the city. Travelling on water is of course indispensable in the biggest harbour of the Netherlands. Grab the unique chance to watch the harbour from the water. With the Waterbus, for example, you can buy a hop-on-hop-off day pass, with which you can visit the **Kinderdijk** and the Euromast, among other things. There are two coupons included with the day pass, that will give you a choice of a variety of discounts.



The Rotterdam Zoo or 'Diergaarde Blijdorp' as the Dutch call it, is one of Holland's biggest attractions. Over one and a half million visitors visit the different continents of Blijdorp, where animals live in their simulated habitats, every year.



Rotterdam's indoor market has 100 fresh produce sellers, 15 food shops and 8 restaurants. From fresh bread to delicious cheese, fish and poultry and even flowers and plants - you'll find it all under one roof. In short, shopping at Rotterdam's indoor market is an experience in itself where you can at any time sit down for a drink and a snack.

NETHERLANDS & ROTTERDAM



Prepare for an adventure when you visit the **Euromast**. Take the super-fast automatic lifts to the platforms and enjoy the view from which you can see as far as The Hague and Antwerp (Belgium) on a clear day. Then it's time to start abseiling back down! Do make reservations well in advance, because the abseiling adventure is very popular. Those who are in a more romantic mood can also dine at the top of the tower, sleep in one of the suites and wake up with the spectacular view.



Splashtours are a great way to discover the city of Rotterdam on land and in the water. The Splashtours involve a coach that rides on land and sails on the water. So you will be driving through the city centre of Rotterdam one minute, and sailing amid other ships on the Meuse the other. If nothing else, the Splashtour is the most original way to discover Rotterdam!

Within Rotterdam there are many museums. As the Wereld museum presenting all the world's wonders in a day or the Museum Boijmans van Buiningen with an unbelievable journey through western art history. The Kunsthal Rotterdam has a phenomenal diversity and abundance of art. For a dive into the maritime history of Holland you should visit The Maritime Museum Rotterdam. The Chabot museum Rotterdam shows paintings and sculptures by a Dutch expressionist. Het Nieuwe Instituut has a complete overview of Dutch architecture and the Nederlands Foto museum shows a large collection of ultimate Dutch photography



NETHERLANDS & ROTTERDAM



The 'Erasmusbrug' (Erasmus Bridge) is one of the icons of Rotterdam. One of Holland's most famous bridges, it was officially opened by Queen Beatrix in 1996 as an important connection between the Northern and Southern parts of Rotterdam.

The bridge is 800 meters long and has a 139 meter high pylon which is fastened by 32 stays. The bridge is also known as 'The Swan'.



The Erasmus Bridge has been the center of many spectacles, such as Hollywood movies, Red Bull Air Races, dance events and the start of the 2010 Tour de France. Who knows what might be happening when you visit the enormous bridge in Rotterdam.



If you like **fashion**, Rotterdam is a great city to go shopping. The shops in the city centre are open seven days a week and there is something for everyone. From casual to sophisticated, from retro to futuristic, from megastore to mini boutique. There is always something special to discover in the many wonderful shopping areas. There are countless innovative designers. And if you want to go shopping on a rainy day, there are plenty of places to go. Rotterdam has several attractive indoor shopping centres and department stores.

NETHERLANDS & ROTTERDAM



Parking in Rotterdam

If you are taking a car to Rotterdam or plan to hire one for the duration of your stay, it is important to pay attention to the parking arrangements. You will need to pay for parking throughout the city center, and the rates may vary.

Parking outside town

You could opt for a covered and supervised car park but a parking space on the street will also cost you money. The 'P + R' car parks just outside the city are easy and low-cost. You can park your car here and then take the bus or metro to the city centre.

Don't forget to pay!

There are parking meters that tell you exactly how much and how to pay throughout the city. Make sure you heed them because the city pursues a strict parking policy. A parking fine may be imposed but depending on where you parked your car may also be towed away. This is a costly and unpleasant surprise, that we are sure you'll want to avoid!



ACCOMODATION

Novotel** – Brainpark - Rotterdam**



HEADQUARTER HOTEL

Hotel Novotel Rotterdam Brainpark is a 4-star hotel located in Rotterdam. The hotel is easy to reach from the center of Rotterdam and from the highway. WIFI is free and also parking is free in the carpark. You can enjoy yourself in the bar or restaurant and make the most of its relaxing fitness center with its views of the skyline of Rotterdam. Discover the city of Rotterdam from the Novotel Rotterdam Brainpark by using the metro. The hotel is ideal for days out shopping in the city center, climbing the Euromast, visiting the Luxor theater or traveling by water taxi along the river Maas and past the Erasmus Bridge. The Hotel is covered by shuttle bus to and from the venue.



Hotel address

K.P. Van Der Mandelelaan 150
3062 MB ROTTERDAM
NETHERLANDS

How to reach the hotel

GPS :N 51° 54' 55.76" E 4° 31' 46.49"

ACCOMODATION

Novotel**** – Brainpark - Rotterdam



Directions

By car from Utrecht/The Hague: Take the A20 toward Rotterdam, then the A16 to Dordrecht. Follow signs for Capelle a/d IJssel/Rotterdam Centrum. Take exit 25 Capelle a/d IJssel/Centrum and follow signs for Centrum. Take the Brainpark exit. The hotel is on the right. From Dordrecht/Breda: Take the A16 toward Rotterdam and follow signs for Capelle a/d IJssel/Rotterdam Centrum. Take exit 25 Capelle a/d IJssel/Rotterdam Centrum and follow signs for Centrum. Take the Brainpark exit. The hotel is on the right.

Parking : Free private outdoor parking - Private enclosed outdoor parking

Bus: Station Hes Line 14

Underground station: Station Kralingse zoom, Line A/B/C

ACCOMODATION

Novotel**** - Schiedam - Rotterdam



Hotel Novotel Rotterdam Schiedam is one of the hotels situated in Rotterdam Schiedam, close to the center of Rotterdam and Rotterdam The Hague airport (10 km). Schiedam is an old Dutch city with canals, and the Thermen Holiday spa is within walking distance of the hotel.

With free parking and free WIFI as well, you can enjoy the outdoor swimming pool and terrace in the summer. Hotel is covered by shuttle bus to and from the venue.



Hotel address

Hargalaan 2
3118 JA SCHIEDAM
NETHERLANDS

How to reach the hotel

GPS. N 51° 55' 25.02" E 4° 22' 33.21"

ACCOMODATION

Novotel**** - Schiedam - Rotterdam



Directions

From the A20 or A4, take exit 10 (Schiedam-Noord). Follow the hotel signs. From Rotterdam Central Station, take the train to Hoek van Holland. Alight at the 2nd station: Schiedam-Nieuwland. The hotel is located 500 m (547 yards) from the station. By tram: from Rotterdam Central Station, take line 21 or 23 to Woudhoek/Vlaardingen-Holy

Parking : Free private outdoor parking - Private enclosed outdoor parking

Railway Station : Station Schiedam-Nieuwland

Bus: Station Nieuwland NS Line 51

Tramway: Station Nieuwland NS, line 21 & 23

Underground station: Station Schiedam – Nieuwland

ACCOMODATION

Ibis*** – Vlaardingen - Rotterdam



Hotel Ibis Vlaardingen (Rotterdam) is one of the hotels situated in Rotterdam, with a stay at ibis in Vlaardingen you'll be within the vicinity of Blijdorp Zoo and the Euromast. The entire hotel is equipped with free WIFI and offers free outside parking. The Hotel is covered by shuttle bus to and from the venue at specific hours. You can also be at Rotterdam/The Hague Airport within 15 minutes. And why not visit the Euromast? If you are taking the Stena Line ferry from the Hook of Holland, then stay the night before or even after your trip at our ibis hotel, where staff will be on hand to help you round-the-clock.



Hotel address

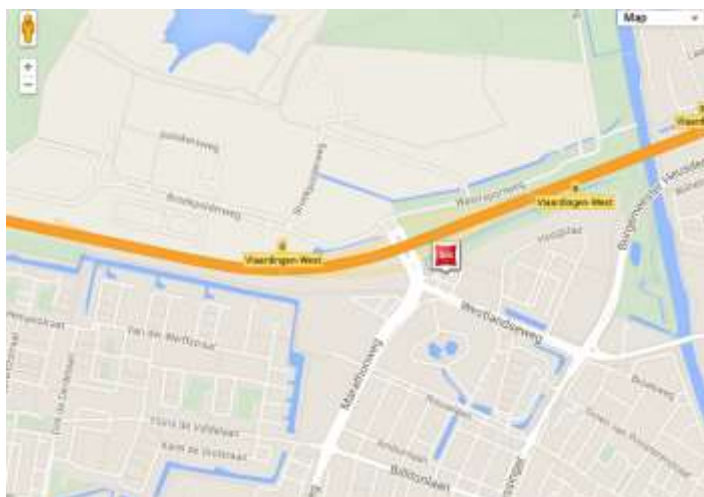
Westlandseweg 270
3131 HX - VLAARDINGEN NETHERLANDS

How to reach the hotel

GPS: N 51° 55' 2.42" E 4° 19' 56.76"

ACCOMODATION

Ibis* – Vlaardingen - Rotterdam**



Directions

From Rotterdam, take the A20 in the direction of Hoek van Holland, or vice versa. Exit 8: Vlaardingen-West. The hotel is located next to the highway and is just a 10-minute drive from Rotterdam airport/city center.

Parking : Free private outdoor parking - Private enclosed outdoor parking

Railway Station : Vlaardingen-centrum or Vlaardingen Oost

Bus: Line 14 or 126 station Oost

ACCOMODATION

Van der Valk**** – Ridderkerk



Hotel Van der Valk is one of the hotels located near the city of Rotterdam. Hospitality, sustainability and efficiency were very much kept in mind during the design and construction of this ship-like building. Hotel Rotterdam Ridderkerk is a 15-minute drive from the venue. The centre of Rotterdam is less than 20 minutes away by car. The hotel benefits from a public on-site car park. WiFi is available in all areas and is free of charge.



Hotel address

Krommeweg 1
2988 CB – RIDDERKERK, NETHERLANDS

Hotel is located at the highway A15, exit 20 Ridderkerk-Rijsoord. 6 km from HQ-hotel.

ACCOMODATION

Hotel NH**** – Capelle a/d IJssel



Hotel NH Capelle is one of the hotels located near the city of Rotterdam and close to 2 main highways. Easy drive from Rotterdam Airport. For those looking to explore the city sights, a short walk and metro ride gets you into the center.

The hotels's rooms have a modern look with hardwood floors. NH Hotel Capelle is a 15-minute drive from the venue. The hotel benefits from a public on-site car park. WiFi is available in all areas and is free of charge.



Hotel address

Barbizonlaan 2
2908 MA – CAPELLE AAN DEN IJSSEL, NETHERLANDS

Hotel is located at the highway A20 and A16.

HOTEL PRICES AND BOOKING CONDITIONS



All participants are requested to stay in Novotel Brainpark, Novotel Schiedam, Van der Valk Ridderkerk, NH Capelle or Ibis Vlaardingen. In order to book the hotel please use the WIKF reservation booking form. If you want to receive a digital reservation form, mail to michel@wikf.nl. The allocation of the rooms in the hotels will be on a priority basis, so delegations that have preference for particular hotel/rooms, should arrange their reservations soon.

WIKF Netherlands has negotiated preferential rates for competitors from Wednesday 28th of September till Monday 3rd of October.

Hotel	Type of Room		
	Single Superior	Double Superior	Triple Superior
Novotel Rotterdam Brainpark HQ Hotel	€ 85,00	105,00 €	140,00 €
Novotel Rotterdam Schiedam WIKF Hotel	€ 85,00	105,00 €	140,00 €

FULLY BOOKED

Included: Prices are per room per night and included citytax. In case persons of age under 16 there is the possibility to include a sofa bed in the room. For each person under 16 years there will be an extra fee of € 15,-- (maximum 2 persons in a room is 3 adults or 2 adults and 2 persons under 16 (be aware that in this option only sofa bed is available for persons under 16 year). Costprice for double superior room with 2 adults and 2 children will be € 105 + € 15,-- + € 15,-- per night. Cleaning of the room once per two days. Included continental sport breakfast
Free bustransfer from Hotel to venue on specific timeslots and schedule to be determined by the organization of the event.

Deadline for reservation for accomodation is 22 june 2016, after that date bookings and rates must be confirmed by the hotel

Hotel	Type of room		
	Single	Double	Triple room
Van der Valk Ridderkerk WIKF-hotel	€ 95,00	€ 105,00	N/A
Ibis Rotterdam Vlaardingen WIKF-hotel	€ 80,00	€ 95,00	N/A
Hotel NH Capelle WIKF-hotel	€ 95,00	€ 110,00	€ 145,00

NEW

Included: Prices are per room per night and included is citytax.
Included continental (sport) breakfast
Free bustransfer from hotel to Venue on specific timeslots and schedule to be determined by the organization of the event.
Cleaning of the rooms will be done 1 per 2 days.

Reservation is done on priority basis and must be confirmed by the hotel. Deadline for reservation for accomodation is 22 june 2016.

HOTEL PRICES AND BOOKING CONDITIONS



The booking will be confirmed officially only after fulfillment/receipt of the total amount due of your stay. HQ hotel and Novotel Schiedam are fully booked.

Payment

The balance of your hotel booking will have to be paid not later than 22nd of June 2016. In case of a late booking after the 22nd of June 2016, the booking will be only confirmed after a availability check with the hotel and the payment of the total amount for the stay.

Cancellation

You have the free possibility to modify the number of participants or the duration of your stay until 22nd of June. From 22nd of June a 100% will be charged and needed to be fulfilled.

CHAMPIONSHIPS VENUE



Topsportcentrum Rotterdam

Van Zandvlietplein 20

3077 AA Rotterdam

Tel: + 31-10-497 12 01

www.topsportcentrum.nl

NOC-NSF certified sports complex located within Rotterdam and easily accessible by road, air, ferry and train. Topsportcentrum Rotterdam is hosting numerous international events and was an obvious venue for the 19th WIKF European Championships.



Topsportcentrum Rotterdam has the ITS certification. This is used in the Netherlands to certify that a building is accessible and usable by anyone who can reach the building independently. All floors of Topsportcentrum Rotterdam are accessible for wheelchair users via the central elevator. Special toilets for disabled persons are in the building and there are special parking spaces close to the main entrance for use by disabled persons.

Parking is free and within the premises there is free WIFI available, the venue can host 2400 spectators.

CHAMPIONSHIPS VENUE



Catering at the venue

Sportscafé The Final is located at the venue. It will be opened all day during the event till 23.00 pm. All kinds of food and drinks are available.



Parking at the venue

Parking at P2 is without any charges, limited spaces are available in case soccerclub Feyenoord is playing for the competition. Parking is possible close to the venue, but is not for free at P5. From P5 it's a 2 minutes' walk to the venue.



Shuttle Bus

Shuttle busses will arrange transportation from the **Novotel hotels** to the venue and vice versa, both for competitors and spectators.

Public transport

From Rotterdam Central Station: tramway 23, direction Beverwaard, Stop Feyenoord

From Zuidplein: Connexionbus 77

From trainstation Lombardijen: tramway 2, direction Charlois, Stop Beukendaal

CONNECTIVITY PLAN

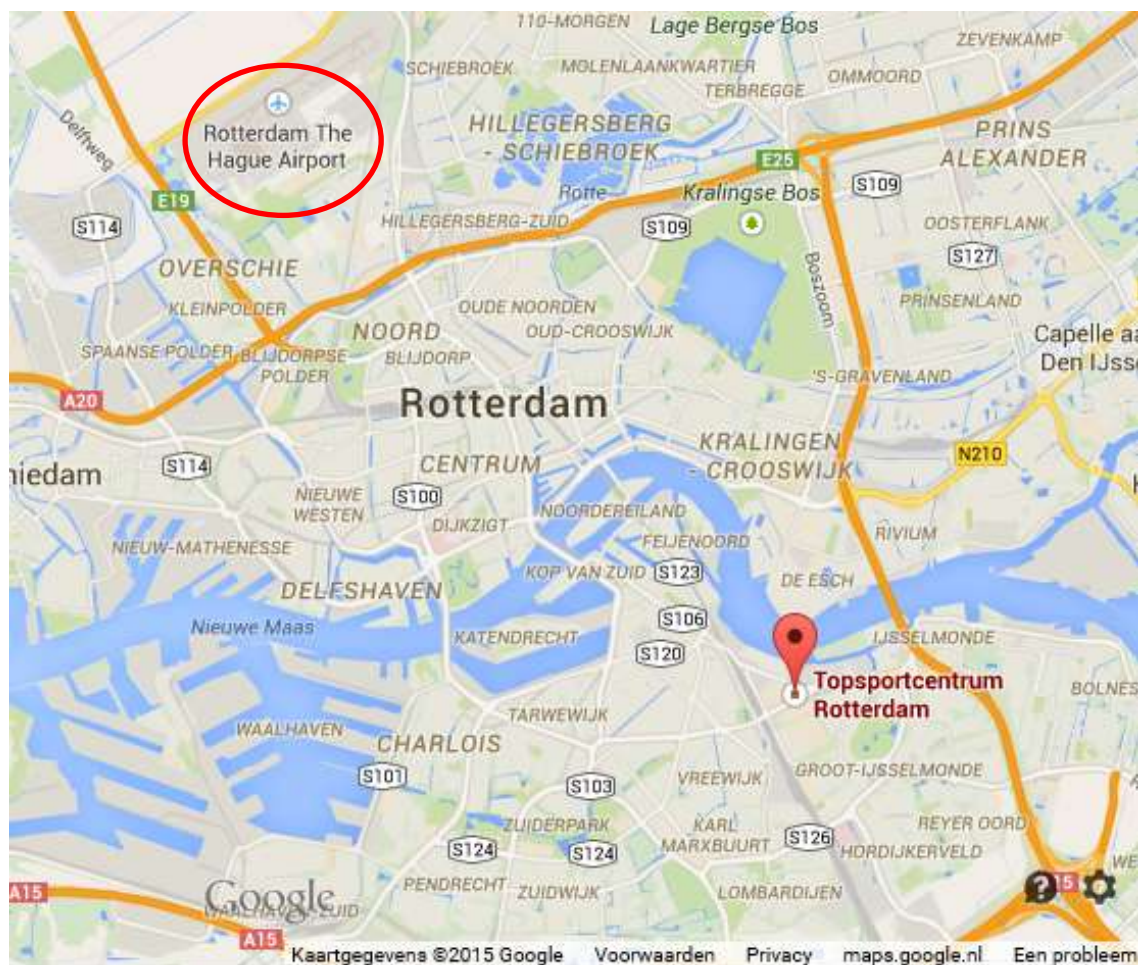


By car

From Utrecht: highway A12 follow till Gouda, A20 to Rotterdam, heading to Dordrecht (A16), keep right heading to Feijenoord, after the “Van Brienoordbrug” Bridge, 1ste exit, continue straight ahead till roundabout, straight ahead, 1st traffic lights to the right (parking P2).

From Amsterdam / Then Haque: Follow A4 till Then Hague (Den Haag), follow A13 till Rotterdam, Take A20 heading to Utrecht, heading to Dordrecht (A16), keep right heading to Feijenoord, after the “Van Brienoordbrug” Bridge, 1ste exit, continue straight ahead till roundabout, straight ahead, 1st traffic lights to the right (parking P2).

From Breda: Follow A16 to Rotterdam, follow Ring East (oost), before the “Van Brienoordbrug” Bridge, take exit Feijenoord. continue straight ahead till roundabout, straight ahead, 1st traffic lights to the right (parking P2).



CONNECTIVITY PLAN



From the airport to Rotterdam

Whether you are flying to the Netherlands for holiday or business, there are many ways to continue your travels from the airport. The Dutch airports are: Schiphol, Rotterdam, The Hague Airport, Eindhoven Airport, Groningen Airport Eelde and Maastricht Aachen Airport.

Airport Schiphol - Amsterdam

Our main airport is Schiphol. The train station is located right underneath Schiphol, while the bus station is situated right next to the airport. This ensures a quick and easy continuation of your journey from the arrivals hall. General information can be found at http://www.schiphol.nl/index_en.html.

Airport Schiphol has an extensive network of direct bus lines connecting it to the surrounding towns and cities.

You can travel by NS (the Dutch Railways) with either a single-use chipcard or an OV-chipkaart. Both are available at the yellow ticket machines with the blue overhead sign reading 'traintickets'. OV-chipkaart cardholders can also use the ticket machines with the yellow overhead sign. The ticket machines are located near the platforms at Schiphol Plaza. Tickets (for domestic and international travel) are also available at the Ticket- and Service desks, which are situated close to the red/white-checked cube at Schiphol Plaza. Staff at the desk will also be able to provide you with train departure information and general information on travelling by train in Holland. **You travel by checking in and out at the train station before and after your journey.**

With Intercity direct, the Amsterdam Airport City Centre Train, you can travel between Schiphol, Amsterdam CS, Rotterdam CS and Breda. With Intercity directs' high-speed service you will reach your destination faster than with domestic trains. You can find more information and tickets at the website of NS. You can find the NS journey planner on: www.ns.nl/en.

The journey from Schiphol trainstation to Rotterdam Central Train station will take approximately 50 minutes (intercity train) and will cost approximately € 12,- per person for adults.

Journey planner

From Station

To Station

Date 1 3 2015 dd-mm-yyyy

Time 22 : 31 Departure Arrival

[→ More options](#) [Give trip and price →](#)

Children under 4 years of age travel for free provided that they sit on their parents' lap. For children from 4 years up to and including 11 years old, you can buy a railrunners' ticket, which costs approximately € 2,50 for one day travelling 2nd class within the Netherlands. In 1st class they need to be accompanied by an adult, who can bring a max. of 3 children.

CONNECTIVITY PLAN



Bustransfers

If you require transport from Schiphol airport or Rotterdam airport, please send a mail to michel@wikf.nl with subject "transport European Championship 2016", we will reply to your mail with all required information.

Transportation can be organized by taxi, mini bus or bus, depending on the number of participants on each arrival.

Transportation costs from the below mentioned airports are **per single trip**:

<i>Transport from Airport to Hotel, vice versa</i>	Type: Midi Bus maximum 22 persons	Type: Touringcar Bus maximum 50 persons
Rotterdam Airport	€ 200,--	€ 265,--
Amsterdam Airport	€ 390,--	€ 475,--
Eindhoven Airport	€ 435,--	€ 510,--

Arawaza
All the power you need!



www.nihonsport.nl • contact@nihonsport.nl

**Products for sale during the European Championships
or order by webshop.**

www.nihonsport.nl



Your Logistic Service Provider for transports to
and from the Nordics



www.bring.com



Age & weight categories



AGE & WEIGHT CATEGORIES

CHILDREN		CADETS		JUNIOR	SENIOR	VETERANS
8-9 years	10-11 years	12-13 years	14-15 years	16-17 years	18-34 years	+ 35 years
Male & Female Kata						
<i>Kata</i>	<i>Kata</i>	<i>Kata</i>	<i>Kata</i>	<i>Kata</i>	<i>Kata</i>	<i>Kata</i>
Kumite individual Male						
- 30 kg	- 35 kg	- 47 kg	- 52 kg	- 55 kg	- 60 kg	- 75 kg
+ 30 kg	- 40 kg	- 52 kg	- 57 kg	- 61 kg	- 67 kg	- 84 kg
	- 45 kg	- 57 kg	- 63 kg	- 68 kg	- 75 kg	+ 84 kg
	+ 45 kg	+ 57 kg	- 70 kg	- 76 kg	- 84 kg	
			+ 70 kg	+ 76 kg	+ 84 kg	
			OPEN	OPEN	OPEN	
Kumite individual Female						
- 30 kg	- 33 kg	- 45 kg	- 47 kg	- 48 kg	- 50 kg	- 55 kg
+ 30 kg	- 38 kg	- 50 kg	- 54 kg	- 53 kg	- 55 kg	- 61 kg
	- 43 kg	- 55 kg	+ 54 kg	- 59 kg	- 61 kg	+ 61 kg
	+ 43 kg	+ 55 kg	OPEN	+ 59 kg	- 68 kg	
				OPEN	+ 68 kg	
					OPEN	
Male & Female Team Kumite						
	3 persons + 1 reserve	3 persons + 1 reserve	3 persons + 2 reserves	3 persons + 2 reserves	3 persons + 2 reserves	

Note: In team events athletes may participate in the category above their own age category e.g. a 14-15 year old can participate in 16-17 year age category

In case a category has less than 6 participants the organization reserves the right to merge a category to a higher weight category

Compulsory Katas



1 st Round			2 nd Round
Age	Female Kata	Male Kata	Female and Male
Cadet up to 9 years old	<i>Pinan Shodan</i>	<i>Pinan Shodan</i>	Choose only <i>Pinan</i> katas
Cadet 10-11 years old			
Cadet 12-13 years old	<i>Pinan Godan</i>	<i>Pinan Godan</i>	<i>Pinan</i> Katas or <i>Kushanku</i> , <i>Naihanchi</i> , <i>Chinto</i> , <i>Seishan</i>
Cadet 14-15 years old	<i>Pinan Yodan</i>	<i>Pinan Yodan</i>	Choose only <i>Pinan</i> kata or Superior katas
Junior 16-17 years old	<i>Seishan</i>	<i>Chinto</i>	Only Superior katas
Senior 18-34 years old	<i>Rohai</i>	<i>Jitte</i>	
Veteran + 35 years old	<i>Kushanku</i>	<i>Bassai</i>	

All katas must be performed as traditional WIKF Katas. Any deviation from this will be heavily penalized.

Tanto Dori Rules

Seniors



- 🌸 Maximum 3 (three) teams per country.
- 🌸 Minimum age participants 18 years or older.
- 🌸 2 Members per team, can be a mixture.
- 🌸 First one member of the team must attack with 2 (two) techniques: one technique from number 1 to 5 and one technique from number 6 to 10.
- 🌸 After the second attack the defender must obtain the knife and change the attack: he or she must also do 2 (two) techniques: one technique from number 1 to 5 and one technique from number 6 to 10. These must be different to those executed by their team member.
- 🌸 After the second attack of member two, member one must regain the knife, thereby ending the demonstration.
- 🌸 There will be two teams: team AKA and team AO; team AKA will start, flag system will be used by referees.
- 🌸 For those teams making it through to the second round, each team member must again perform 2 separate techniques from 1-10.
- 🌸 Finals are free and as such finalist may revert to previous techniques.

No repetition of techniques is allowed and any technique previously carried out by the team cannot be used again even if it is carried out by a different team member (with the exception of the finals, as mentioned before). Those teams making it through to the second round will have effectively demonstrated 8 out of the 10 possible techniques.

Tanto Dori Rules

Cadets / Juniors



- 🎯 Maximum 3 (three) teams per country.
- 🎯 Age of candidacy is minimum age participants is **14** years till the age of **17** years old.
- 🎯 Techniques must be performed with **wooden knife** (tanto).
- 🎯 2 Members per team, can be a mixture.
- 🎯 First one member of the team must attack with 1 (one) technique: technique from number 1 to 10.
- 🎯 After the attack the defender must obtain the wooden knife and change the attack: he or she must also perform 1 (one) technique: one technique from number 1 to 10. These must be different to those executed by their team member.
- 🎯 There will be two teams: team AKA and team AO; team AKA will start, flag system will be used by referees.
- 🎯 For those teams making it through to the second round, each team member must again perform a different technique from 1-10, using a previous technique is not allowed.

Finals are free and as such finalist may revert to previous techniques

Competition Rules & Regulations



1. In individual Kumite, each country can enroll a total of 5 competitors per category / weight / height. This tournament will be run according to the WKF rules of competition Kumite.

This event is only open for WIKF members and furthermore participants must also be members of their national federations that are recognized by the WKF.



- 1.1 The application of rules will be the responsibility of the referees with international qualifications of the WKF or EKF.
- 1.2 Each country or delegation can enroll his own referees and judges, as long as they are properly certified by their respectively national federations or by EKF / WKF.
2. In team kumite, each country can enroll a total of 3 teams per countries in different categories.

This event is only open for WIKF members and furthermore participants must also be members of their national federations that are recognized by the WKF.

 - 2.1 In the cadet 12-13, cadet 14-15 and junior 16-17 categories the teams should consist of 3 main competitors + 2 alternate competitors. However, it's possible to participate in the competition with only 2 main competitors.
 - 2.2 In senior categories (18-34) the team must be composed of 3 main competitors + 2 alternate competitors.
3. The competitors are only allowed to participate in their own age category in individuals but can compete in the age above in team events.

4. In individual kata, each country can enroll a total of 5 competitors per category. The official rules of WIKF with a numeric score card is used.

This event is only open for WIKF members and furthermore participants must also be members of their national federations that are recognized by the WKF.



- 4.1 In the 1st round, the competitor must perform the obligatory kata defined in the list for the category.
- 4.2 In the 2nd round the competitor must perform a kata of his/her choosing which must be different from the kata performed in the 1st round. In the 2nd round it is obligatory to choose only Katas as defined on page 27 (Compulsory katas).
- 4.3 In case of a tie, in any category, the kata to break the tie must be different from the kata performed in the previous rounds.

5. In Tanto-Dori competition, each country can enroll a total of 3 teams per country.
This event is only open for WIKF members and furthermore participants must also be members of their national federations that are recognized by the WKF.

- 5.1 This is only for Seniors and Veterans (starting at 18 years of age).
- 5.2 The team is composed of two members either male or female.
- 5.3 The first member of the team must perform two attack techniques: one from number 1 to 5 and one from number 6 to 10.
- 5.4 After the second attack the defender must retrieve the knife and then change the attack. He must also perform two techniques: one from number 1 to 5 and one from number 6 to 10.
- 5.5 After the second attack of member number two, member one must retrieve the knife, ending the performance.
- 5.6 There will be two teams: team AKA and team AO. Team AKA starts.
- 5.7 The flag system will be used.

6. Each coach must be properly registered with WIKF and follow these procedures.
- 6.1 It is only allowed for 1 coach to be next to the tatami by category, fully dressed with sports garment of his/her country.
- 6.2 Each coach must wear, at all times, the official identification accreditation, in order to remain next to the tatami.

Competition Rules & Regulations



- 6.3 Only 5 coaches per country are allowed in kumite and kata.
- 6.4 Only 2 coaches per country or delegation are allowed in the general coach reunion.
7. All the competitors are obliged to present, during the delegation registration, national passport, WIKF passport and proof of membership of organization that is recognized by the WIKF (National Karate Federation). No presentation of these documents will mean no participation in the event.
8. All the competitors of individual Kumite are obliged to present themselves to the weight in the category that they are registered in. At the registration we accept no discrepancies in weight.
9. Change of category on the day of registration, due to exceeding or being below the athlete's weight will be allowed at an extra fee of € 15,--.
10. Changing from one weight or height category to another is only possible (at no charge), when a properly justified report is prepared by the head representative of the country or delegation and handed to the organization committee, before the 31st of July 2016.
11. The organising committee of the event has the responsibility of resolving any problems that may occur during the event in consultation with sensei Jon Wicks.
12. Any protest must be charged at the end of a match. Use the official protest form. There is a fee of € 200,-- per protest.

Protection and dress



The obligatory protection for each event will be as defined in the official competition rules. Mitts, Shin pad and foot protector must be of red and blue color. Mouth guards (Gum Shield), body protection for all athletes. Chest guards must be used by female contestants. Anyone not complying with these regulations may be expelled. As per 1.1.2016 the obligation for Cadets to wear a face mask is eliminated. Groin Guards are not mandatory, but highly recommended.



Contestants must wear a white karate gi without stripes, piping or personal embroidery. **WIKF Badge must be attached at the chest** and the original manufacturer's labels may be displayed on the gi. In addition, in case identification issued by the organising committee will be worn on the back. One contestant must wear a red belt and the other a blue belt. The red and the blue belts must be around five centimeters wide of a length sufficient to allow fifteen centimeters free on each side of the knot. The belts are to be of plain red and blue colour, without any personal embroideries or advertising or markings other than the customary label from the manufacturer.



The jacket, when tightened around the waist with the belt, must be of a minimum length that covers the hips, but must not be more than three-quarters thigh length. Female competitors may wear a plain white T-shirt beneath the Karate jacket. Jacket ties must be tied. The maximum length of the jacket sleeves must be no longer than the bend of the wrist and no shorter than halfway down the forearm. Jacket sleeves may not be rolled up. The trousers must be long

enough to cover at least two thirds of the shin and must not reach below the anklebone. Trousers legs may not be rolled up. Female competitors may wear a WKF homologated black plain fabric head scarf covering the hair, but not the throat area. Glasses are forbidden. Soft contact lenses can be worn at the contestant's own risk. The use of bandages, padding, or supports because of injury must be approved by the Referee on the advice of the Tournament Doctor. Contestants must keep their hair clean and cut to a length that does not obstruct smooth bout conduct. Hachimaki (headband) will not be allowed. Should the Referee consider any contestant's hair too long and/or unclean, he may disbar the contestant from the bout. Hair slides are prohibited, as are metal hairgrips. Ribbons, beads and other decorations are prohibited. A discreet rubber band or pony tail retainer is permitted.

WKF approved distributors are:



The WKF homologated karate-gi has high quality characteristics that made it worthy of the WKF approved recognition. Its use in competition is NOT compulsory.

Participation Fees and payments



Below mentioned fees are only applicable provided that registration and payment are received between 1st of Januari till 28th of August 2016.

Registration from 1st of August is on a limited basis and at the sole discretion of the tournament director. A late fee of € 12,50 will be added to the fees as above. Any errors and changes made during the team check in and registration will incur an additional € 10,-- per change. Registration via www.sportdata.org until 31st July 2016.

European Championships Rotterdam 2016 Participation Fee

Individual Kumite

€ 45,--

Individual Kata

€ 45,--

Team Kumite per team

€ 75,--

Tanto Dori per team

€ 65,--



Special training with sensei Jon Wicks 28th and 29th of September, World Chief Instructor 8th Dan. This will be a opportunity for all of the Wado karate family to train together with Sensei Jon Wicks.

Be informed that spaces are limited so pre-registration is required to avoid disappointment.

The participation of each and everyone will reflect the passion and dedication of all of us towards the WIKF and personified by its founder Prof. Tatsuo Suzuki Sensei.

Seminar

€ 35,--

Both seminars

€ 60,--

Registration via e-mail to michel@wikf.nl

All participating countries have to make sure that they have paid ALL their outstanding WIKF membership fees. Otherwise they can NOT participate. NO CREDIT WILL BE GIVEN.

Participation Fees and payments



European Championships Rotterdam 2016	Spectator Fee Single tickets
<i>0-9 years old</i>	Free entrance
<i>10-15 years</i>	€ 5,--
<i>16 years and older</i>	€ 10,--
Passe - Partout (Friday, Saturday, Sunday)	
<i>10-15 years</i>	€ 10,--
<i>16 years and older</i>	€ 20,--

Bank Account details WIKF NETHERLANDS:

Beneficiary	St. WADO INT. KARATE FED. NED
Bank	Regio Bank
Number IBAN	NL04 RBRB 0850 1132 96
BIC / SWIFT	RBRBNL21
Mention with transfer	Country <<item>>

Registration of the participants & delegations



All competitors, referees, coaches and officials must register online, using the Sportdata online registration system on <http://www.sportdata.org>. In case of any questions concerning the online registration, please contact directly the sportdata software team via the email address office@sportdata.org.



Clubs, teams, federations are responsible for the quality of the entered registration data.

Deadline entry form: Sunday the 28th of August 2016.

Registrations will be effective when payment has been fulfilled, no regular payments are allowed on the days of the tournament, except correction of errors. Registration from 1st of August is on a limited basis and at the sole discretion of the tournament director. A late fee of € 12,50 will be added to the fees as above. The registration fees are not refundable even if the competitor entered finally did not participate.

The official physical registration session and weigh in will take place on 29th September 2016 from 13.00 till 20.00 pm at the HQ-Hotel. At registration, accreditation cards will be issued with the participants' main data, a photograph and information about registered categories. This accreditation card must be worn at all times during the event. The whole team must register as one group and each country will be given a time slot based on their arrival time and size of team. For this reason, all teams must confirm their arrival times and which hotel they are staying in. Teams who arrive late or miss their time slot, will need to wait until an open slot becomes available. Registration will close at 20.00 pm on Thursday, so all teams must register their athletes by then. Exceptions will only be allowed for unforeseen circumstances.

Be aware that only members of WIKF are admitted to participate and, furthermore, participants must also be members of their national federations that are recognized by WKF. All athletes must show at the physical registration their official national passport or identity card, WIKF passport and present a document confirming his/her national federation membership.

Each participating nation is requested to provide 2 national flags (100 cm x 150 cm) and a USB stick with their national anthem.

INITIAL SCHEDULE / PROGRAMME



Time	Event	Location
Wednesday 28th September 17.00-19.00	Seminar with WIKF World Chief Instructor Jon Wicks 8 th Dan (Limited Availability)	Topsportcentrum
Thursday 29th September 10.00-12.00	Seminar with WIKF World Chief Instructor Jon Wicks 8 th Dan (Limited Availability)	Topsportcentrum
13.00-20.00	Athlete's Registration, Weigh-in, and receipt of competitor passes	HQ Hotel
15.00-17.00	KATA/TANTO DORI WIKF referee meeting and explanation guidance from World Chief Instructor Jon Wicks	
17.00-18.30	KUMITE WIKF Referees Meeting	
18.45-19.15	Coaches Meeting	
20.00-21.30	Dinner	
21.30-23.00	AGM European WIKF Congress Committee Meeting	
Friday 30th September 09.00-13.00	Elimination Kata and Tanto-Dori	Topsportcentrum
13.00-14.00	KATA final and Tanto-Dori Final	
14.00-18.00	Elimination – Repercharges individual KUMITE (Children until 13 years old).	
18.00-19.00	Medal Ceremony	
Saturday 1st October 09.00-16.00	Elimination-Repercharges Individual KUMITE	Topsportcentrum
16.00-16.30	Opening Ceremony	
16.30-18.00	Individual KUMITE FINALS	
18.00-20.00	Medal Ceremony	
Sunday 2nd October 09.00-10.00	Open KUMITE Men & Women	Topsportcentrum
10.00-13.30	Elimination – Repercharges KUMITE TEAM	
14.00-15.00	Elimination – Champions Cup	
16.00-18.00	FINALS	
18.00-19.00	Medal Ceremony	
20.00-24.00	Dinner – Sayonara party	HQ Hotel

Note: These times are for guidance only and are subject to change based on the number of participants. A detailed schedule as well as the official draws will be provided on Thursdayafter the official registration session. After registration is fulfilled no changes will be accepted

COACH & GENERAL INFORMATION



All participating countries have to make sure that they have paid ALL their outstanding WIKF membership fees.

All participants and members of delegations must effect their own insurance (medical, liability, travel etc.) The organising committee is taking no liability or responsibility for the lack of insurance from participants and members of delegations. It is compulsory that all participants and members of delegations have their own insurance. Be informed that a plain medical insurance is not sufficient, we advise to contract a repatriation option. The heads of the delegations have to sign the enclosed terms of responsibility and return it by email to michel@wikf.nl

Accreditation cards will be handed out during the registration. Accreditation cards must be worn at all times during the event. Only persons with a valid accreditation card are allowed to enter the warm-up and competition area.

Athletes have to bring their own WKF approved protective equipment.

Due to security reasons at the competition area no bags, loose bottles or other objects are allowed on the tatamis.

At the warming up area there is an information screen available to inform the participants about the competition schedule.

Waiting areas for competitors per tatami / category are created in the warm-up area.

The warm-up area can also be used as training area as well during the competition from Friday till Sunday.

The venue will be open 1 hour in advance before the start of the event.

Poules and schedules will be published at Sportdata. Printed versions will be available (2 per country).

Catering service based on own account is available at the venue.

The official sayonara party will be held on Sunday 20.00 hours at the HQ hotel. The entrance is free of charge. Consumptions are at one's own expense.

CHAMPIONSHIP DISCOUNT

8%

FOR KARATE FANS



All karate fans deserve a good price

Stena Line is the sponsor of the European Championship Karate 2016 in Rotterdam. Of course we are proud of that, but there is always room for more commitment: we offer an 8% discount for all participants and visitors of the championship! Valid for all our destinations and all fares.* It's no secret that traveling from England, Ireland and Scandinavia starts relaxed on board of our ferries. A warm reception, comfortable huts, excellent food and much more! Fares already start from € 69,-** Welcome on board!

Everyone deserves a break



* Economy, Flexi en Premium

** Car + driver, excl. Discount

More information about our offers? Visit our website:

www.stenaline.nl/en-gb-nl/wikf


Stena Line

SPONSORS



TRANSILPORT



KOOB NOBBE CONSULTANCY
BUSINESS INTELLIGENCE & DATAWAREHOUSING



Vialia Transportes



Topsportcentrum
Rotterdam

